

231005 MCU - Operation

# League Table Standings








## MCU Cricket Operations Committee 2023

*MCU Competitions Update  
4 September 2023*

### Premier Division

The 2023 Premier Division, which has been beset by bad weather and postponements due to progression in national competitions, has three remaining fixtures but the fate of the title is already known. Midleton's three wicket win over Cork Harlequins on Sunday 3<sup>rd</sup> September did not generate enough bonus points to overtake Cork County who regain the trophy with one further game to play against Cork Harlequins. Comprehensive victories at the start of the season, followed by a nail-biting win over County Galway powered the Mardyke side to an unassailable advantage, despite a series of weather impacted matches during July and August.










While every other team in the division lost at least two matches to the weather, Midleton completed all ten of their scheduled games, winning seven and losing three. Their late season form has been excellent and they finish as worthy runners-up. Just 26 percentage points separate the sides from third to fifth and with games left to play for Limerick and Cork Harlequins, that gap may yet narrow.

		<b>MCU Premier Division</b>							
		<i>Percentage Calculation</i>							
		<i>As at 4 September</i>							
Team	Played	Won	Lost	NR	BPs	TP	%	Ranking	
 <b>Cork County</b>	9	4	1	4	15	95	76%	<b>1</b>	
 <b>Midleton</b>	10	7	3	0	18	158	63%	<b>2</b>	
 <b>County Galway</b>	10	3	3	4	19	79	53%	<b>3</b>	
 <b>Limerick</b>	9	4	3	2	13	93	53%	<b>4</b>	
 <b>County Kerry</b>	10	1	4	5	14	34	27%	<b>5</b>	
 <b>Cork Harlequins</b>	8	0	5	3	13	13	10%	<b>6</b>	

## Division 1

As with the Premier Division, we already know the identity of the league winners in Division 1 even before the last round of fixtures – Cork County 2. The champions have yet to be defeated in 2023, winning 10 matches with 1 abandoned. They were pushed all the way by a valiant UCC side who themselves have lost just once, but that loss at the Mardyke in early August, coupled with a superior bonus points total means Cork County 2 have won the league with a match to spare. The top two sides meet at Curraheen this coming weekend with the trophy presentation following the match.












While none of the other sides got close to the top two, Limerick are best of the rest in third with two games left to play. Midleton 2 have performed strongly since the mid-season split, winning their most recent two matches while Limerick Blasters 1 and Nenagh 1 have found the going tough in the ‘top 5’ section but will hope to finish their seasons on a high. County Kerry 2 are comfortable in mid-table with four wins and five losses while both County Clare 1 and Cork Harlequins 2 suffered 1 wicket defeats last weekend and will be looking to bounce back in the two remaining fixtures as they seek to avoid finishing bottom of the pile.

MCU Division 1								
Percentage Calculation								
As at 4 September								
Team	Played	Won	Lost	NR	BPs	TP	%	Ranking
 Cork County 2	11	10	0	1	37	237	95%	1
 UCC	11	8	1	2	28	188	84%	2
 Limerick	11	4	4	3	29	109	55%	3
 Midleton 2	10	4	4	2	19	99	50%	4
 Limerick Blasters 1	10	3	6	1	15	75	33%	5
 Nenagh 1	10	3	6	1	14	74	33%	6
 County Kerry 2	10	4	5	1	-6	74	33%	7
 County Clare 1	10	2	6	2	19	59	30%	8
 Cork Harlequins 2	10	2	8	0	19	59	24%	9

## Division 2

The 2023 edition of Division 2 has proven to be one of the tightest in recent memory with four teams still vying for the title. Nenagh 2 are in pole position on 79%, trailed by Limerick Blasters 2 (74%), Cork County 3 (65%) and UC Clonmel 1 (61%). A Nenagh 2 win over UC Clonmel 1 this coming Sunday would all but confirm the title while a loss would really open the door for the chasing pack.










Away from the top four, there is multi-team battle to finish in the top half of the division with Limerick 3, Midleton 3, Waterford 1 and Cork Harlequins 3 all still in contention. County Clare 2 and County Kerry 3 have had difficult seasons with the Tralee side in particular struggling to pick up points.

 <b>MCU Division 2</b> <i>Percentage Calculation</i>									
As at 4 September									
Team	Played	Won	Lost	NR	BPs	TP	%	Ranking	
 Nenagh	11	7	2	2	38	178	79%	1	
 Limerick Blasters	12	7	2	3	26	166	74%	2	
 Cork County	12	8	4	0	36	196	65%	3	
 UC Clonmel	11	7	4	0	27	167	61%	4	
 Limerick	11	3	6	2	18	78	35%	5	
 Cork Harlequins	12	5	6	1	23	123	45%	6	
 Waterford & District	11	5	5	1	11	111	44%	7	
 Midleton	12	5	7	0	31	131	44%	8	
 County Clare	11	3	8	0	22	82	30%	9	
 County Kerry	11	1	7	3	3	23	12%	10	

### Division 3

There are only two possible title winners in Division 3: Cork County 4 or Limerick Blasters 3. The top two face off on Saturday 16<sup>th</sup> September and the winners of that game will likely claim the title. The Cork side have two other fixtures remaining while Blasters will host Cork Harlequins 4 this coming weekend. Bonus points may yet prove crucial in deciding where the Division 3 trophy will spend the winter months.

The chasing pack have fallen away in recent weeks with adverse weather impacting Limerick 4 and County Kerry 4 particularly. Limerick 4 remain favorites to finish third as things stand with Waterford 2's recent forfeiture dropping them into 4<sup>th</sup> position. Cork Harlequins 4 will be hoping for a strong finish, as will County Kerry 4 and Lismore 1 but UC Clonmel 2 can not avoid the bottom of the table and will just be playing for pride.

 <b>MCU Division 3</b> <i>Percentage Calculation</i>									
As at 4 September									
Team	Played	Won	Lost	NR	BPs	TP	%	Ranking	
 Cork County	11	7	1	3	27	167	84%	1	
 Limerick Blasters	12	5	1	6	20	120	80%	2	
 Limerick	14	5	4	5	27	127	56%	3	
 Waterford & District	14	7	4	3	-11	129	47%	4	
 Cork Harlequins	11	3	4	4	16	76	43%	5	
 County Kerry	13	3	5	5	8	68	34%	6	
 Lismore	14	4	7	3	-12	68	25%	7	
 UC Clonmel	13	1	9	2	17	37	13%	8	